




Seminar for law enforcement officers on the protection of victims of crimes
focus on women and children

16-17 February 2016, Manama, Bahrain

STEPWISE APPROACH TO INTERVIEWING CHILD VICTIMS

<p>RAPPORT BUILDING</p>	<ul style="list-style-type: none"> • Create relaxed safe relationships • Assess child's development stage • Establish needs of child • Recount safe memory episodes <p style="text-align: right;">The child talks</p>	<p>MUST USE</p>
<p>DISCUSSION OF THE TRUTH</p>	<ul style="list-style-type: none"> • Importance of telling the truth • Child's meaning of the truth • Consequences of lies • Emphasis telling the truth • Child's experience of right and wrong <p style="text-align: right;">The child talks</p>	<p>MUST USE</p>
<p>TOPIC OF CONCERN</p>	<ul style="list-style-type: none"> • Establish topic of concern without leading • Beware of introducing <ol style="list-style-type: none"> 1. Specific questions 2. Suspects name 3. Specific allegations • Use open questions 	<p>MUST USE</p>
<p>FREE NARRATIVE</p>	<ul style="list-style-type: none"> • The child's story • Obtain questions • Use: <ol style="list-style-type: none"> 1. Minimal encouragement 2. Non-verbal signs 	<p>MUST USE</p>

	<ul style="list-style-type: none"> 3. Silence 4. Pauses <ul style="list-style-type: none"> • Double check validate • Beware of inappropriate questions or interruptions <p style="text-align: right;">The Child Talks</p>	
OPEN QUESTIONS	<ul style="list-style-type: none"> • Elaborate on the child's story • Obtain detail • Request information • Label different incidents • Clarify • Validate • Beware of inappropriate questions or interruptions <p style="text-align: right;">The child talks</p>	MAY USE
SPECIFIC CLOSED QUESTIONS	<ul style="list-style-type: none"> • May not be required • Questions to clarify or extend answers • Beware of: <ul style="list-style-type: none"> 1. Leading questions 2. Phrasing in closed questions 3. Releasing information 4. Judgmental comments • Clarify inconsistencies <p>Forced Choice questions</p> <ul style="list-style-type: none"> • Provides fixed alternatives • Try to provide more than two alternatives 	MAY USE
INTERVIEW AIDS	<p>Dolls, play materials, drawings</p> 	LAST RESORT

	<p>Must not be suggestive</p>  <p>Do not use unless trained</p>  <p>Only use as last resort</p>	
<p>CONCLUDING THE INTERVIEW</p>	<ul style="list-style-type: none"> • End appropriately • Child should be thanked • Offer explanation-not promises • Answer any questions • Child should leave in a positive frame of mind 	<p>MUST USE</p>

RAPPORT BUILDING	DISCUSSION OF THE TRUTH	TOPIC OF CONCERN	FREE NARRATIVE	OPEN QUESTIONS	SPECIFIC CLOSED QUESTIONS	VIEW AIDS	CONCLUDING THE INTERVIEW
<ul style="list-style-type: none"> • Create relaxed safe relationships • Assess child's development stage • Establish needs of child • Recount safe memory episodes <p>The child talks</p>	<ul style="list-style-type: none"> • Importance of telling the truth • Child's meaning of the truth • Consequences of lies • Emphasis is telling the truth • Child's experience of right and wrong <p>The child talks</p>	<ul style="list-style-type: none"> • Establish topic of concern without leading • Beware of introducing <ol style="list-style-type: none"> 1. Specific questions 2. Suspect names 3. Specific allegations • Use open questions 	<ul style="list-style-type: none"> • The child's story • Obtain questions • Use: <ol style="list-style-type: none"> 1. Minimal encouragement 2. Non-verbal signs 3. Silence 4. Pauses • Double check validate • Beware of inappropriate questions or interruptions <p>The Child Talks</p>	<ul style="list-style-type: none"> • Elaborate on the child's story • Obtain detail • Request information • Label different incidents • Clarify • Validate • Beware of inappropriate questions or interruptions <p>The child talks</p>	<ul style="list-style-type: none"> • May not be required • Questions to clarify or extend answers • Beware of: <ol style="list-style-type: none"> 1. Leading questions 2. Phrasing in closed questions 3. Releasing information 4. Judgmental comments • Clarify inconsistencies Forced Choice questions • Provides fixed alternatives • Try to provide 	<p>Dolls, play materials, drawings</p> <p style="text-align: center;">↓</p> <p>Must not be suggestive</p> <p style="text-align: center;">↕</p> <p>Do not use unless trained</p> <p style="text-align: center;">↕</p> <p>Only use as last resort</p>	<ul style="list-style-type: none"> • End appropriately • Child should be thanked • Offer explanation-not promises • Answer any questions • Child should leave in a positive frame of mind

					e more than two altern atives		
MUST USE	MUST USE	MUST USE	MUST USE	MAY USE	MAY USE	LAST RESO RT	MUST USE